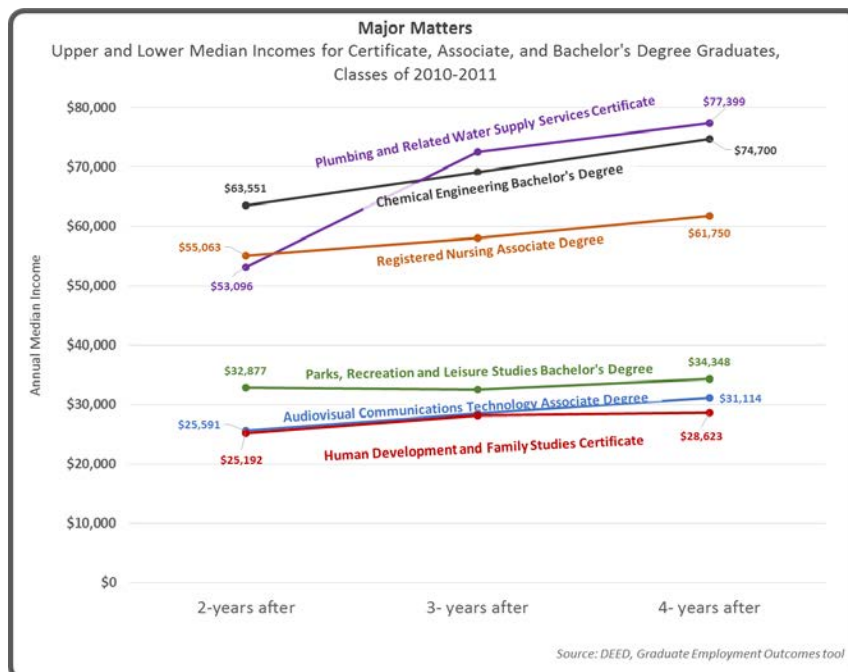
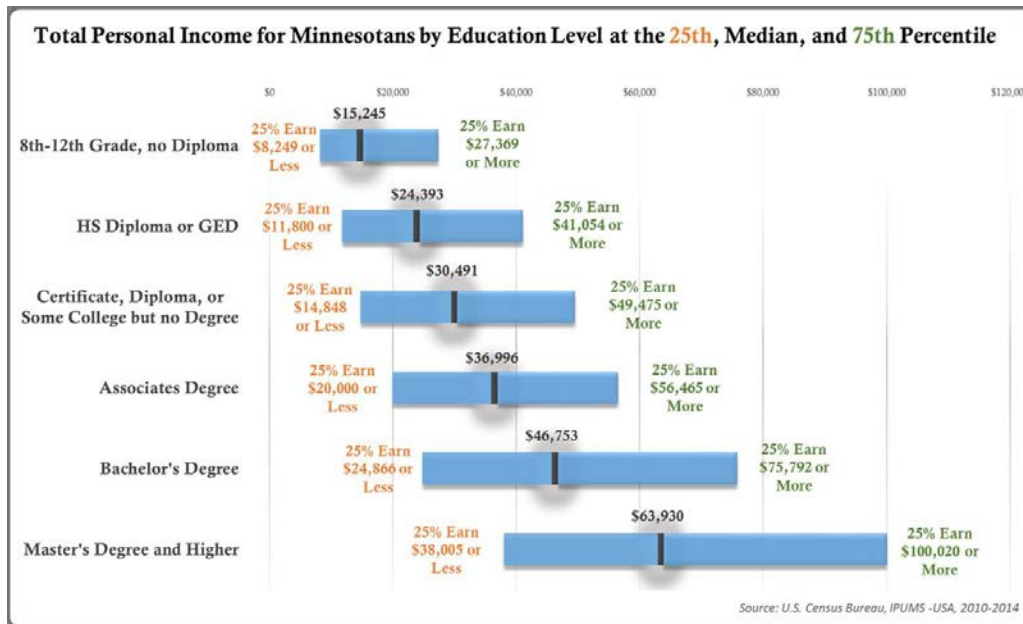


# Know Before You Go - Labor Market Information



Today's labor market is very different than it was 20+ years ago when many of your parents and teachers were making decisions about their career. Please share these infographics with your students, parents, teachers and greater community so that students can make informed decisions regarding their future.

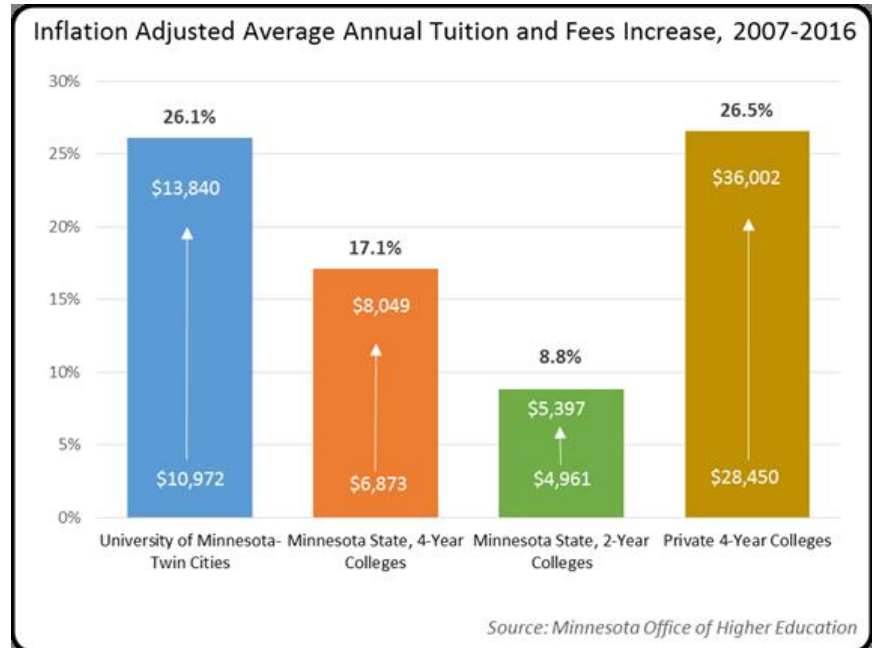
The type of position as well as the degree are vital factors in determining future wages. Each degree offers a range of wages that differ by industry. For example, students who graduated from a Minnesota college in 2010/2011 with an Associate Degree in the **Construction Trades** is making a median full-time wage of **\$50,831** compared to a graduate with a Bachelor Degree in **Liberal Arts and Sciences; General Studies and Humanities** who is making **\$38,930**.



# Know Before You Go - Labor Market Information

## Average Annual Tuition Increase

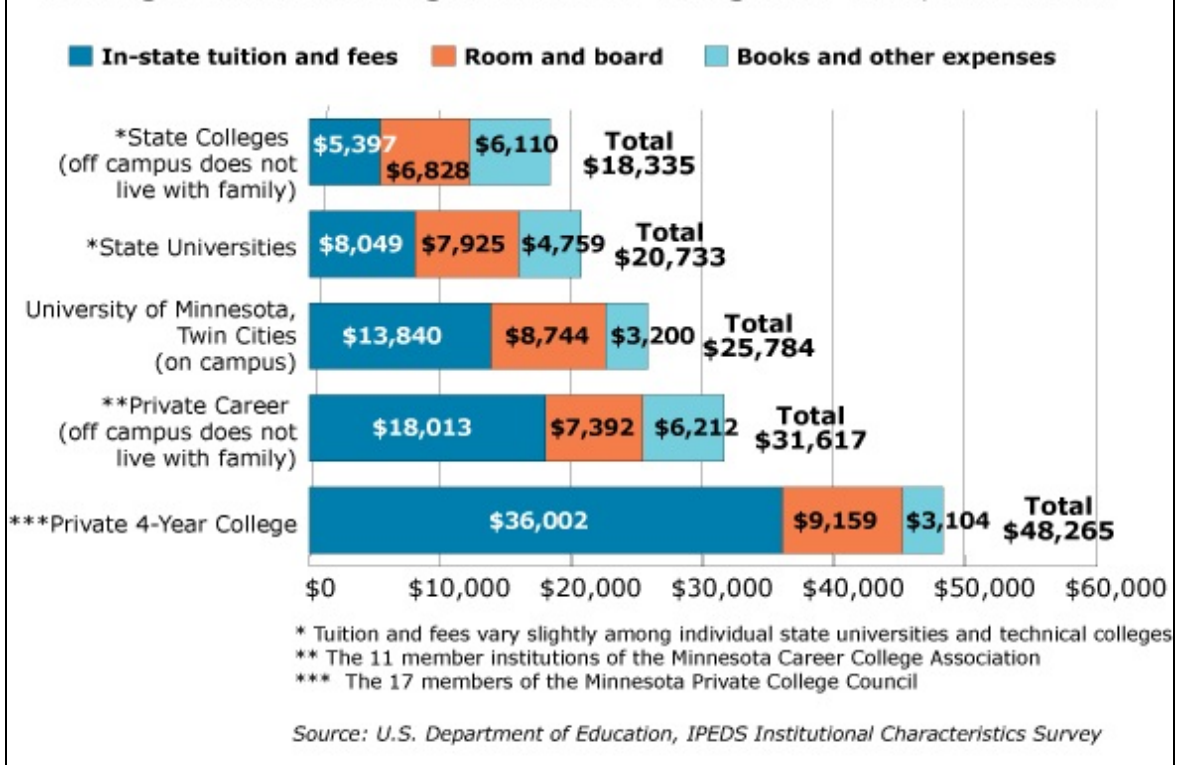
When deciding on a career, consider the cost of education as it compares to projected earnings. Higher education often brings significant benefits, such as increased earnings and job opportunities, along with newly minted skills and knowledge. However, the price for this expanded horizon has become increasingly more costly.



## Cost of a Degree

An **Associate's degree** at a state college will cost roughly **\$36,670** (\$18,335 x 2 years) and a **Bachelor's degree** with four years attending a state university will cost roughly **\$82,932** (\$20,733 x 4 years). These rough estimates do not factor in annual changes in tuition or other expenses.

**Figure 3: Average Annual Cost of Higher Education, Resident Undergraduate Attending a Minnesota College Full-Time, 2015-2016**



## Jobs in Demand

# Know Before You Go - Labor Market Information

Here are the current jobs in demand in your region of Minnesota by education level. They are listed in order of demand and include median wages.

The infographics are being distributed by the South Central Workforce Council. You can also find the infographics on our website at: <http://www.workforcecouncil.org/labor-market-information/>. This is a new initiative and we plan to send more infographics in the future focusing on different industries. If you have any ideas on how the graphics or process can be improved or have requests for other information, please let me know. We are happy to do what we can to assist you in sharing this important information. I look forward to hearing from you.

Carrie Bendix, Rural Career Counseling Coordinator  
 South Central Workforce Council, 706 N. Victory Drive, Mankato, MN 56001  
 Phone: 507.476.2188 Fax: 320.269.5696 Email: [cbendix@swmnpic.org](mailto:cbendix@swmnpic.org)

Jobs in Demand in South Central Minnesota	
Credential, Certificate or Associate's Degree	Bachelor's Degree or Higher
Nursing Assistants \$25,136/yr	Sales Managers \$95,718/yr
Heavy & Tractor-Trailer Truck Drivers \$37,196/yr	Accountants and Auditors \$60,471/yr
Registered Nurses \$55,837/yr	Industrial Engineers \$72,620/yr
Welders, Cutters, Solderers, and Brazers \$37,964/yr	School Teachers, Except Special Ed \$54,061/yr
Licensed Practical and Licensed Vocational Nurses \$41,577/yr	Network & Computer Systems Administrators \$62,067/yr
Automotive Service Technicians & Mechanics \$37,407/yr	Financial Managers \$95,820/yr
Computer User Support Specialists \$42,052/yr	Physician Assistants \$102,714/yr
Plumbers, Pipefitters, & Steamfitters \$56,983	Child, Family, & School Social Workers \$51,702/yr
Heating, Air Conditioning, and Refrigeration Mechanics \$47,356/yr	Industrial Production Managers \$78,204/yr
Police & Sheriff's Patrol Officers \$49,054/yr	Clinical, Counseling & School Psychologists \$59,020/yr
Medical Secretaries \$34,559/yr	Construction Managers \$73,888/yr
Industrial Machinery Mechanics \$46,190/yr	Human Resources Managers \$81,050/yr

**Positions are listed in order of demand with median wages.**

Source: MN DEED Occupations in Demand, June 2016 <https://mn.gov/deed/data/data-tools/oid/>  
 Prepared by the South Central Workforce Council